



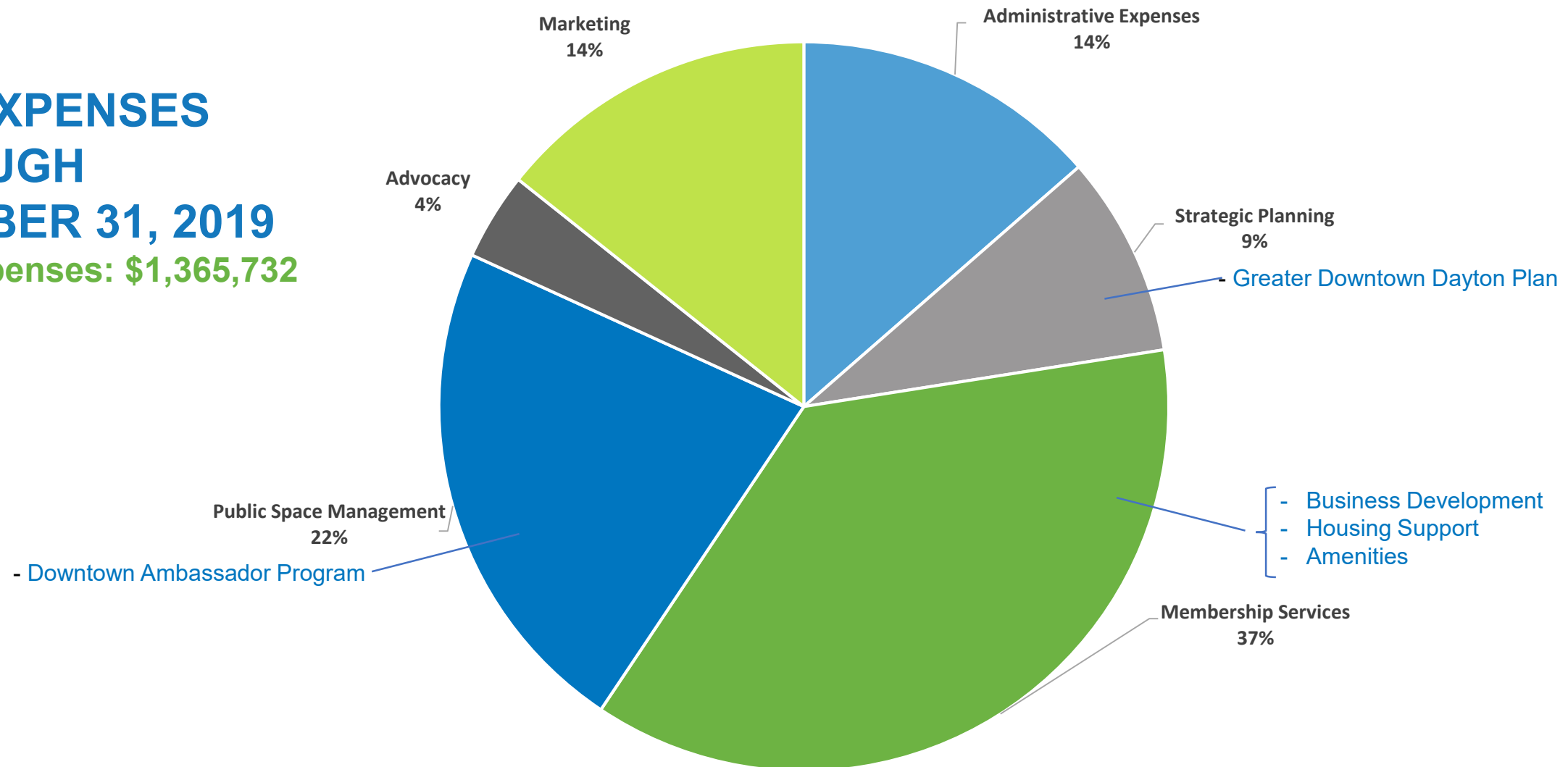
DOWNTOWN DAYTON

SPECIAL IMPROVEMENT DISTRICT

PROGRESS THROUGH PARTNERSHIP

FINANCIAL REPORT

**DDP EXPENSES
THROUGH
OCTOBER 31, 2019**
Total Expenses: \$1,365,732



DOWNTOWN PROGRESS



PUBLIC & PRIVATE INVESTMENTS SINCE 2010

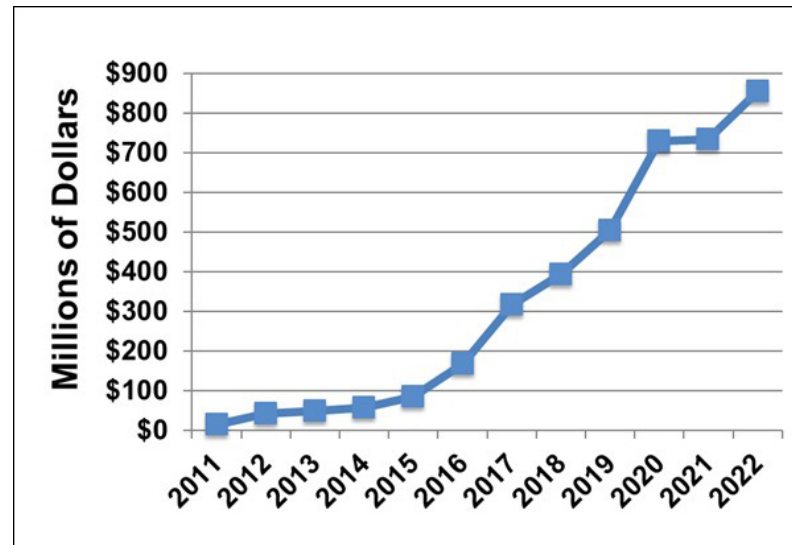
\$1.383 BILLION COMPLETED

\$426.1 MILLION IN THE PIPELINE

\$1.81 BILLION TOTAL

Accelerating
Investment in
Downtown's Core

(Cumulative Investment:
Downtown Core Since 2010)



ARCADE UPDATE



VISIONS

FIRST LEVEL - INNOVATION HUB

moda

ONE



LOWER LEVEL - INNOVATION HUB




FIRST LEVEL - INNOVATION HUB

moda



FIRST LEVEL - BISTRO LOBBY



BORJADA RENDING CONCEPT - ARCADE BUILDING

moda



ARTS & ENTERTAINMENT



ARTS & ENTERTAINMENT

URBAN ART INTERSECTIONS

- Engages local artists and activates downtown streetscapes with public art
- Partnership between DDP, The Contemporary, and K12 Gallery & TEJAS



ARTS & ENTERTAINMENT

DOWNTOWN EVENTS

- DP&L Summer in the City
 - Housing Tour
 - Great Dayton Adventure Race
 - Art in the City
- The Square Is Where
 - Free lunchtime entertainment
 - More than 15,000 attendees
- Dayton Holiday Festival
 - Grande Illumination & Parade
 - Holiday events & activities through December
- Festivals & Other Events
 - Germanfest Picnic
 - Dayton Celtic Festival
 - Summer Music Series
 - AleFest & AleFeast
 - Many more!



ARTS & ENTERTAINMENT



58,422

ATTENDANCE AT THE
2019 EICHELBERGER
SEASON OF 53 FREE
CONCERTS



72,860

TOTAL SITE
ATTENDANCE
INCLUDING COMMUNITY
UTILIZATION



\$5.4 MILLION

PROGRAMMING GIFTED TO
THE COMMUNITY
(based on 2019 average ticket
price of \$92.42 reported by
pollstar.com)



\$1.5 MILLION

DOWNTOWN
ECONOMIC IMPACT
(based on 1/3 of audience
spending \$60 in a 6 block
radius)



471

Students impacted
by Levitt Connect:
Inspire! educational
outreach initiatives.



109

UNIQUE ZIPCODES
REPRESENTED ON
THE LAWN



DOWNTOWN PROGRESS

NEW RETAIL & AMENITIES




Beck + Call



Mike's
Vintage Toys



Reza's
Downtown



Grace Lane
Boutique



Mitt Master



Now & Zen



Mann Power
Cafe



Wellness
Studio

DOWNTOWN PROGRESS

THE DOWNTOWN ENVIRONMENT

Downtown Dayton Ambassador Program
Snapshot of work through September 2019:



safety escorts
45



graffiti removed
467



trash collected (lbs.)
131,771



hospitality assistance
1,146



TEXT "REALCHANGE" TO 71777 REALCHANGEDAYTON.ORG




panhandling incidents addressed
156

90%

of downtown business leaders
think the Ambassadors have a positive effect on downtown

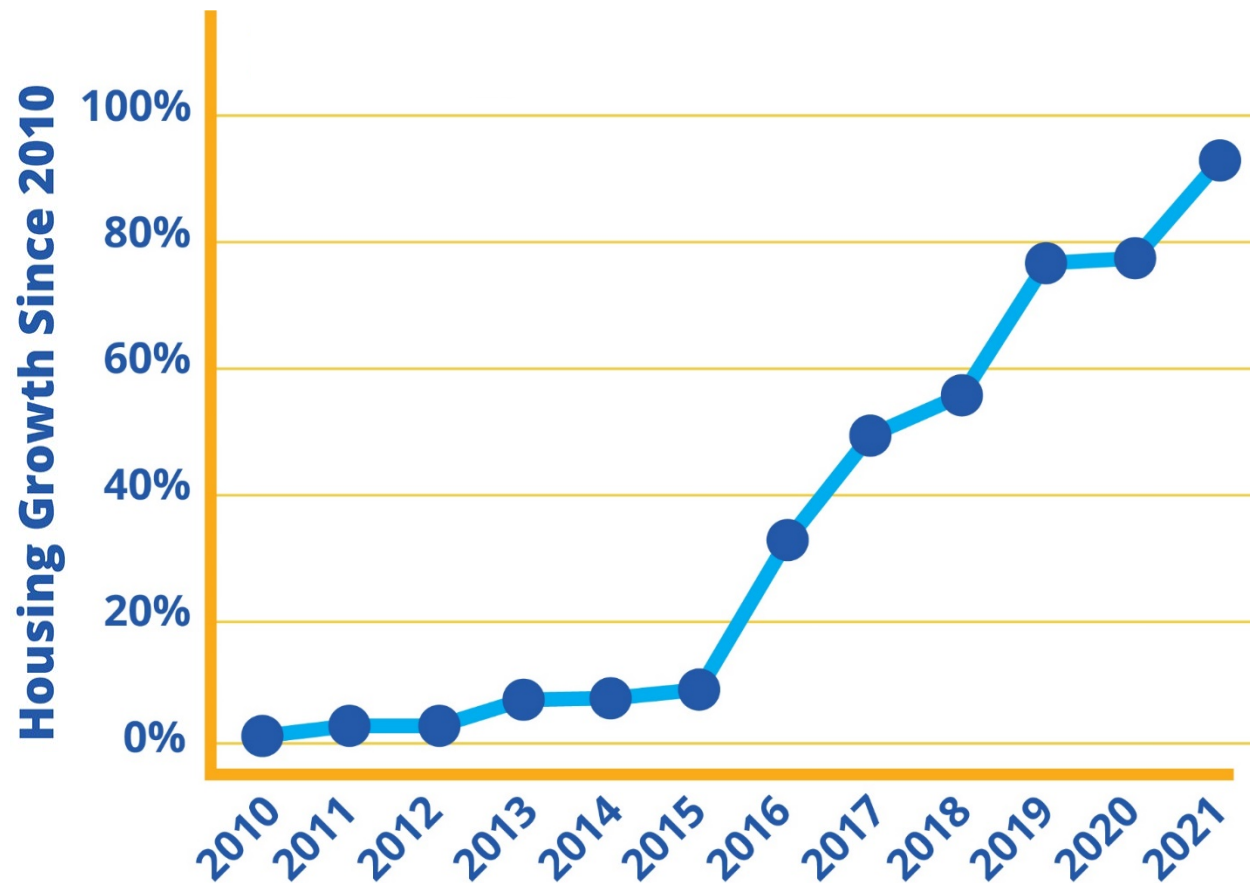


DOWNTOWN PROGRESS

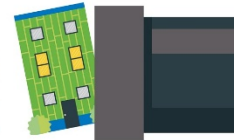


DOWNTOWN DEVELOPMENT

GROWTH IN DOWNTOWN HOUSING



367 HOUSING UNITS
IN THE PIPELINE



214

OF THOSE ARE
CURRENTLY UNDER
CONSTRUCTION



HOUSING DEMAND


DOWNTOWN'S OCCUPANCY
RATE REMAINS THE HIGHEST IN
THE REGION AT **97.4%**

DOWNTOWN DEVELOPMENT

INCREASING ECONOMIC ACTIVITY



**97,000 SQUARE FEET OF VACANT
FIRST FLOOR SPACE
FILLED SINCE 2010**



**1,400 NEW JOBS
IN THE CORE SINCE 2015**



**36 NEW BUSINESSES
IN 2019**



DOWNTOWN DEVELOPMENT


OFFICE TOWER MOMENTUM



TALBOTT TOWER



130 BUILDING



STRATACACHE TOWER




LIBERTY TOWER

DOWNTOWN DEVELOPMENT

MILLIONS INVESTED IN CAMPUS UPDATES

Sinclair College



More than \$100 million
invested in past 10 years




Chaminade Julienne Catholic High School



DOWNTOWN DEVELOPMENT

PROJECTS IN THE PIPELINE



Riverfront Grande



JP Flats




Reed-Steffan Building



Canal District



Oregon East



Barclay Hotel Conversion

THANK
YOU!



BE DOWNTOWN.
D A Y T O N

